

*Traffic (Traffic Signs)*

GOVERNMENT NOTICE No. 524 published on 24/12/65

H.A./20/57/02

THE TRAFFIC ORDINANCE

(CAP. 168)

**RULES**

*Made under section 57 (3) and section 71 (11)*

THE TRAFFIC (TRAFFIC SIGNS) RULES, 1965

1. These Rules may be cited as the Traffic (Traffic Signs) Rules, 1965 and shall come into operation on the first day of January, 1966.

2. The traffic signs set out in the Schedule hereto are hereby prescribed:

Provided that a traffic sign shall be deemed to be prescribed notwithstanding that it is damaged or defaced unless such damage or defacement renders it illegible.

3. Traffic signs may be illuminated by means of a lamp, studs or any other reflecting material not of a dazzling nature.

4. Not more than two signs shall be fixed on any one standard.

5.—(1) Where any special conditions or restrictions apply in connection with the indication given by any traffic sign, such conditions or restrictions may be indicated either on the sign itself or on a separate plate below the sign.

(2) Every indication under this Rule shall, for the purpose of section 58 of the Traffic Ordinance, be deemed to be an indication given by the traffic sign on or below which it is displayed.

(3) Indications under this Rule may be either in English Language or Kiswahili Language or both.

(4) The (Traffic Signs) Rules, 1955 shall expire on the first day of January, 1967.

Cap. 168  
Supp. 57  
p. 116

*Substituted  
152/6*

SCHEDULE

*(See following pages).*

Dar es Salaam,  
20th December, 1965

L. NANGWANDA SJAONA,  
*Minister for Home Affairs*

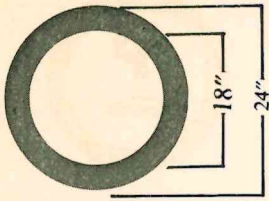
*Explanatory Note*

(This note is not part of the Rules but is intended to indicate its general purport.)


The effect of these Rules will be that until the 1st January, 1967 traffic signs prescribed by these Rules and those prescribed by the Traffic (Traffic Signs) Rules, 1955 will be equally lawful and effective. From 1st January, 1967 only traffic signs prescribed by these Rules will be lawful and effective.

# TRAFFIC SIGNS AND SIGNALS

## First Schedule: Class "A"—Signs giving Instructions



Minimum Dimensions for all Class "A" Signs



A. 1

STOP AT MAJOR ROAD AHEAD AND GIVE WAY TO TRAFFIC



A. 2

NO RIGHT TURN (ARROW MAY BE REVERSED TO INDICATE LEFT TURN)




A. 3

NO "U" TURNS PERMITTED



A. 4

NO ENTRY TO ROAD AHEAD




A. 5

DIRECTION TO BE FOLLOWED BY ALL TRAFFIC (DIRECTION OF ARROW MAY BE VARIED)



A. 6

ALL VEHICLES TO STOP



A. 6(1)

"GO" SIGNAL TO BE USED IN CONJUNCTION WITH SIGN No. A. 6



A. 7

NO VEHICLE EXCEEDING 10 TONS TO BE USED ON ROAD (WEIGHT MAY BE VARIED)



A. 8

SPEED LIMIT IN FORCE OF 30 M.P.H. (FIGURES MAY BE VARIED)



A. 9

NO OVERTAKING



A. 10

OMNIBUS PROHIBITED FROM USING ROAD. (SYMBOL MAY BE CHANGED TO PROHIBIT OTHER TYPES OF VEHICLES)

TRAFFIC SIGNS AND SIGNALS

First Schedule: Class "A"—Signs giving Instructions



A. 11  
PARKING  
PROHIBITED



A. 12  
NO STOPPING EXCEPT  
IN EMERGENCY (MAY  
BE USED IN CONJUNC-  
TION WITH SIGN No.  
L. 8)



A. 13  
PARKING RESTRICTED  
(FLUSH PARKING  
ONLY)



A. 14  
PARKING RESTRICTED  
(ANGLE PARKING  
ONLY)



A. 15  
SOUNDING OF  
HOOTERS  
PROHIBITED




A. 16  
INDICATES END OF  
RESTRICTION




A. 17  
GIVE WAY TO TRAFFIC  
ON MAJOR ROAD  
AHEAD OR ON BRIDGE


TRAFFIC SIGNS AND SIGNALS  
 First Schedule: Class "B"-- Warning Signs



Minimum sizes and colour



B. 1  
 RIGHT HAND BEND  
 (THE SYMBOL MAY BE REVERSED)



B. 2  
 DUAL CARRIAGEWAY ENDS



B. 3  
 DUAL CARRIAGEWAY AHEAD




B. 4  
 WINDING ROAD




B. 5  
 JUNCTION FROM LEFT  
 (SYMBOL MAY BE REVERSED)




B. 6  
 "Y" JUNCTION  
 (THE SIGN MAY BE REVERSED)



B. 7  
 "T" JUNCTION



B. 8  
 ROAD NARROWS



B. 9  
 TWO WAY TRAFFIC



B. 10  
 CROSS ROADS




B. 11  
 STEEP HILL

TRAFFIC SIGN AND SIGNALS  
First Schedule: Class "B"—Warning Signs



B. 12  
ROUNDABOUT



B. 13  
NARROW BRIDGE




B. 14  
MEN WORKING ON  
ROAD



B. 15  
SLIPPERY SURFACE



B. 16  
HUMP BRIDGE OR  
CULVERT



B. 17  
DRIFT OR DRAIN




B. 18  
PEDESTRIAN CROSSING



B. 19  
CHILDREN




B. 20  
CATTLE OR GAME  
(SYMBOL MAY BE  
CHANGED TO INDI-  
CATE ANIMALS)



B. 21  
LOW BRIDGE



B. 22  
RAIL CROSSING—NO  
GATE OR BARRIER



B. 23  
RAIL CROSSING WITH  
GATE AND BARRIER

TRAFFIC SIGNS AND SIGNALS  
First Schedule: Class "B"—Warning Signs



B. 24  
TRAFFIC LIGHTS



B. 25  
LOW FLYING AIR-  
CRAFT




B. 26  
FERRY



B. 27  
FALLING ROCKS



B. 28  
PEDESTRIAN CROSSING  
(SIGN MAY BE ILLUMI-  
NATED BY FLASHING  
LIGHT)



SIGN TO BE EREC-  
TED AT RAILWAY  
CROSSING



RED



GREEN



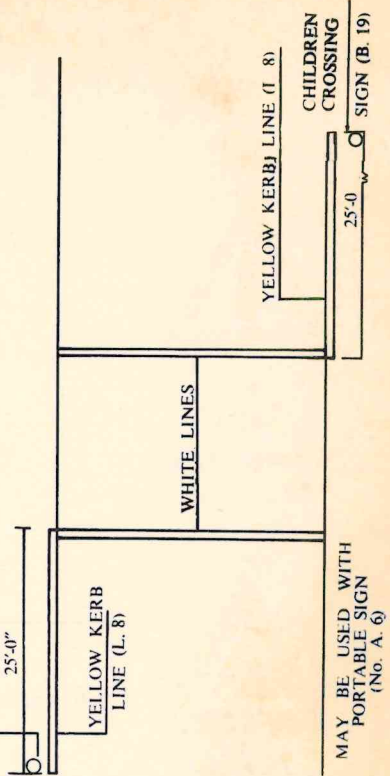
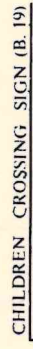
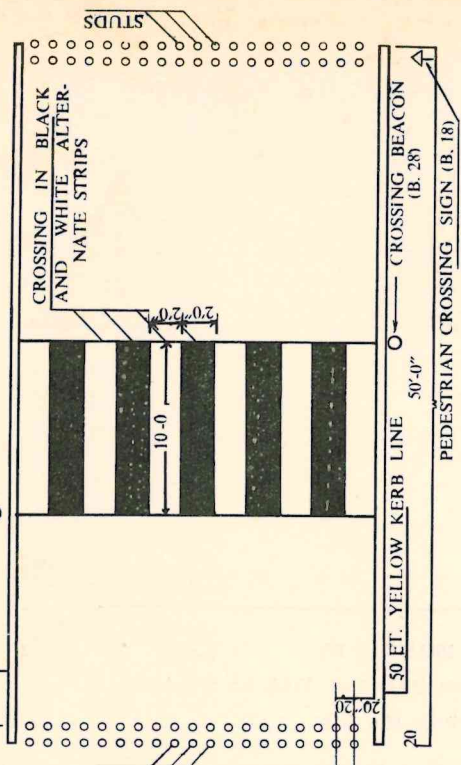
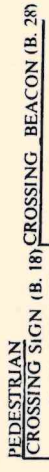
YELLOW



AMBER

# CARRIAGEWAY MARKINGS

No.	Description	Indication
L1	"STOP" AND SOLID LINE AT JUNCTION.	The position at which the vehicle will be stopped when required by any traffic sign or signal.
L2	BROKEN WHITE LINE AT JUNCTION.	To indicate junction with Major Road.
L3	SOLID WHITE LINE LONGITUDINALLY IN ROADWAY.	No vehicle shall be driven over to the opposite side of the road over the white line.
L4	BROKEN WHITE LINE LONGITUDINALLY ON ROADWAY.	Traffic lane markings. Caution required before going over the offside of the road.
L5	BROKEN WHITE LINE ON NEAR SIDE, SOLID WHITE LINE ON OFFSIDE, BOTH LAID LONGITUDINALLY IN ROADWAY.	Vehicle may be driven over lines to offside if it is safe to do so.
L6	SOLID WHITE LINE ON NEAR SIDE, BROKEN WHITE LINE ON OFFSIDE, BOTH LAID LONGITUDINALLY IN ROADWAY.	Vehicle must not be driven over lines to offside.
L7	TWO SOLID WHITE LINES LAID LONGITUDINALLY IN ROADWAY.	Vehicle may not be driven over lines to offside. Vehicle may not stop except in an emergency or when required to do so by traffic conditions. May be used in conjunction with sign No. A. 12.
L8	Yellow line painted on kerb or road adjacent to kerb.	



MAY BE USED WITH PORTABLE SIGN (No. A. 6)

---

PRINTED BY  
THE GOVERNMENT PRINTER, DAR ES SALAAM  
Price Shs. 2/30

---